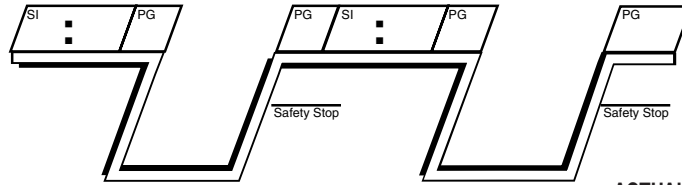




Enriched Air Dive Planning Worksheet



ACTUAL DEPTH _____

BOTTOM TIME

BOTTOM TIME

ACTUAL DEPTH _____

EAD _____

EAD _____

ENRICHED AIR BLEND _____ %

NDL _____

ENRICHED AIR BLEND _____ %

NDL _____

O₂ PARTIAL PRESSURE _____ ATA

RNT _____

O₂ PARTIAL PRESSURE _____ ATA

RNT _____

OXYGEN EXPOS. _____ %

ABT + _____

OXYGEN EXPOS. _____ %

ABT + _____

PREVIOUS O₂ EXPOS. + _____ %

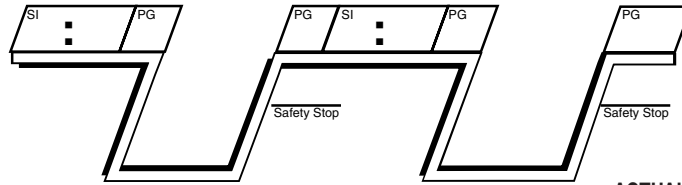
TBT = _____

PREVIOUS O₂ EXPOS. + _____ %

TBT = _____

TOTAL O₂ EXPOS. = _____ %

TOTAL O₂ EXPOS. = _____ %



ACTUAL DEPTH _____

BOTTOM TIME

BOTTOM TIME

ACTUAL DEPTH _____

EAD _____

EAD _____

ENRICHED AIR BLEND _____ %

NDL _____

ENRICHED AIR BLEND _____ %

NDL _____

O₂ PARTIAL PRESSURE _____ ATA

RNT _____

O₂ PARTIAL PRESSURE _____ ATA

RNT _____

OXYGEN EXPOS. _____ %

ABT + _____

OXYGEN EXPOS. _____ %

ABT + _____

PREVIOUS O₂ EXPOS. + _____ %

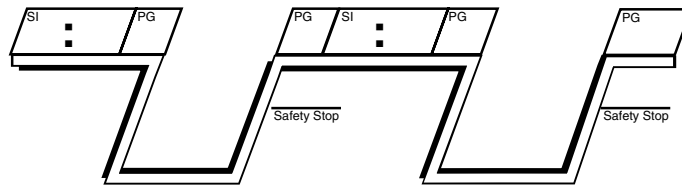
TBT = _____

PREVIOUS O₂ EXPOS. + _____ %

TBT = _____

TOTAL O₂ EXPOS. = _____ %

TOTAL O₂ EXPOS. = _____ %



ACTUAL DEPTH _____

BOTTOM TIME

BOTTOM TIME

ACTUAL DEPTH _____

EAD _____

EAD _____

ENRICHED AIR BLEND _____ %

NDL _____

ENRICHED AIR BLEND _____ %

NDL _____

O₂ PARTIAL PRESSURE _____ ATA

RNT _____

O₂ PARTIAL PRESSURE _____ ATA

RNT _____

OXYGEN EXPOS. _____ %

ABT + _____

OXYGEN EXPOS. _____ %

ABT + _____

PREVIOUS O₂ EXPOS. + _____ %

TBT = _____

PREVIOUS O₂ EXPOS. + _____ %

TBT = _____

TOTAL O₂ EXPOS. = _____ %

TOTAL O₂ EXPOS. = _____ %